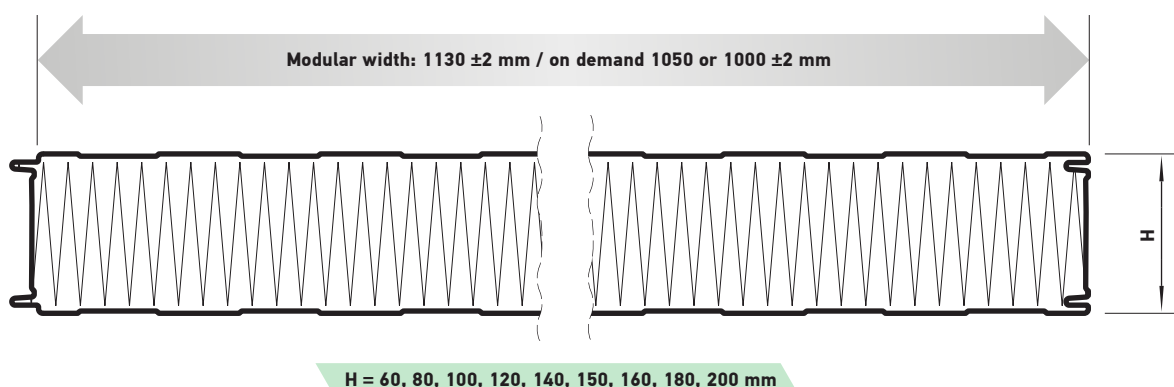


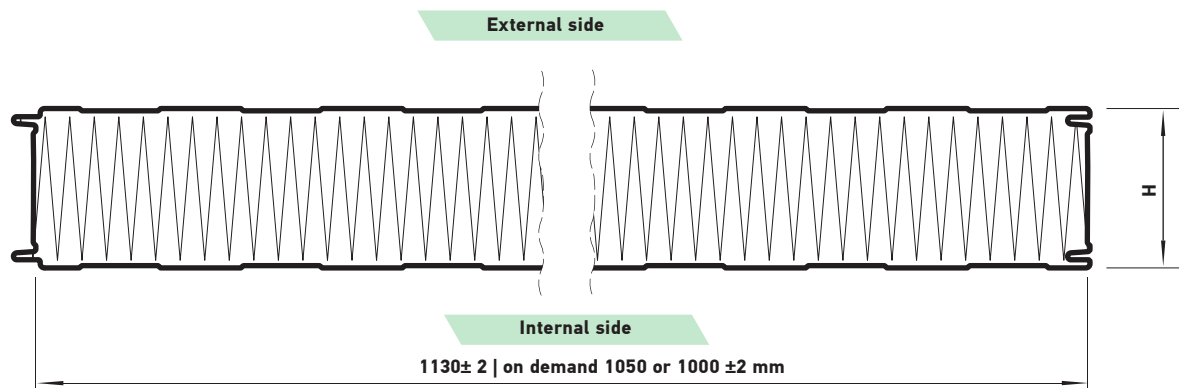
Wall sandwich panels EMW-Mw 1130



Wall sandwich panels EMW-Mw 1130 data sheet

Type of insulation (core)	Mineral wool								
Insulant density [kg/m ³]	100 ± 10%								
Panel thickness H [mm]	60	80	100	120	140	150	160	180	200
Weight 1 m ² (sheeting 0.5/0.5) [kg]	14.1	16.1	18.1	20.1	22.1	23.1	24.1	26.1	28.1
Panel length [mm]	2000 - 10000								
Modular width [mm]	1130 ± 2 on demand 1050 or 1000 ± 2 mm								
External steel sheeting thickness [mm]	0.5 / 0.6								
Internal steel sheeting thickness [mm]	0.5 / 0.6								
Thermal transmittance (U-value) [W/m ² K]	0.66	0.49	0.39	0.33	0.28	0.27	0.25	0.22	0.20
Reaction to fire	A2-s1, d0								
Fire resistance class	-	EI30	EI60				EI120		
Sound reduction index Rw [dB]	31		33	31			34		
Coatings	- polyester, 25 µm (standard coating)								
Certificates	EN 14509								

Wall sandwich panels EMW-Mw 1130



External side

Internal side



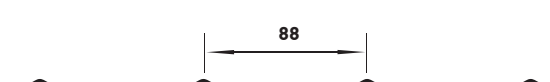
Lineated 50 (L 50)



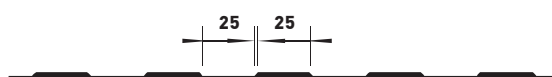
Lineated 50 (L 50)



Microprofiled 16 (M 16)



Grooved 90 (R 90)



Micro-lined profile 25 (L 25)



Smooth profile (G)



Smooth profile (G)

▼ - front face

Wall sandwich panels EMW-Mw 1130

Colours

Standard RAL colours of the external sheeting PE 25 µm



RAL 1015



RAL 7035



RAL 9001



RAL 9002



RAL 9006




RAL 9010

Nonstandard RAL colours of the external sheeting PE 25 µm



RAL 1002



RAL 1021



RAL 3000



RAL 3011



RAL 3016



RAL 5010



RAL 5012



RAL 6029



RAL 7016



RAL 7024



RAL 8017




RAL 9007


RAL colours of the external sheeting PE 25 µm on demand




RAL 1018



RAL 6011



RAL 7040



RAL 8004

Standard RAL colours of the internal sheeting PE 25 µm



RAL 9002



RAL 9010

Internal sheeting . FoodSafe



White